



JOSET WORKS

A smart solution for comfort

PREMIUM QUALITY ELEVATORS AND AUTOMATION

**We are specialize in providing
Sales | Installation | Maintenance | Repair | Modernization of
Elevators | Escalators | Automation**



Email: josetworks@gmail.com

Web: www.josetworks.com

Tel: (+234) 814 682 1976

(+234) 807 474 0050

INTRODUCTION

JOSET WORKS is a Nigeria based company managed by professional bodies in elevators and automation. Our major manufacturers are located in Turkey, Italy, Greece and India

JOSET WORKS is in the business of providing the highest quality elevator products and services to top construction companies, real estate agent, commercial and private properties owners, etc. We are dedicated to providing superior customer service with an emphasis on personal customer relationships. Our strength is our team's commitment to excellence.

We specialize in providing sales, installation, modernization, maintenance.

Our services includes;

- Passenger Elevator**
- Freight/Cargo Elevators**
- Panoramic Elevator**
- Home Elevator**
- Dumb Waiter**
- Revolving Doors**
- Automated Doors**
- Automated Gate**
- Vehicle Elevator**
- Scissor lift**
- Bed/Hospital Elevator**
- Escalator**

VISION & GOALS

- **To be one of leading companies in the global elevator sector that is constantly embracing new technological innovations.**
- **To supply quality elevator equipment that meets the expectations of customers, & ensures their satisfaction.**
- **To add value to customers and employees**

VALUES

- **Global competence: Globally competitive cost and quality**
- **Service Excellence: Best customer service and response**
- **Environmental Care: Environmentally friendly operations.**
- **Safety & Ethic**



TARGET MARKET

- **Top Construction Company**
- **Real Estate and Properties Development Companies**
- **Construction Site Surveillance**
- **Top Private and Commercial Companies**



PROJECT CONSULTATION

Before the sale we provide project consultancy service. Our specialized engineering and sales team analyses your project requirements. Afterwards we supply top quality equipment that matches your project needs. Our team uses the latest technology 3D CAD software. Our engineering team will assist you according to your project dimensions and other specifications.

AFTER SALES SUPPORT

Our main goal is to keep our customers happy. Our experienced and well trained. Technical Service team gives service to all our clients around the world. With availability of large stock for spare parts, we can solve your needs quickly



Make your life easier with high quality Automated Gates
Your entrance gate is what stands between you and the outside world. Make sure that it's fitted with the very best from JOSET WORKS.

Our automated gates range of sliding and swing gate motors, which has been designed to provide the best in security, convenience, performance and reliability



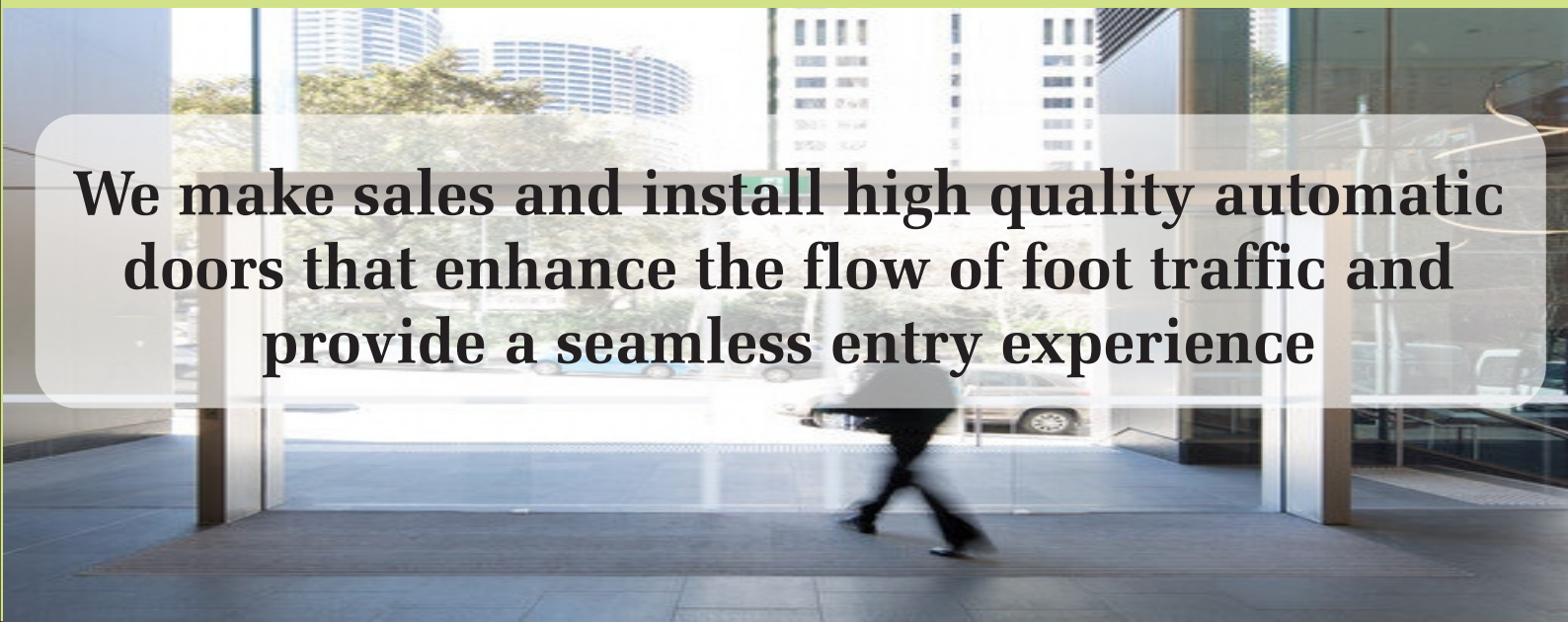
Automatic Sliding Door



Do you need to create a convenient and accessible entrance for your business and work places, you can rely on Joset Works for a solution



We make sales and install high quality automatic doors that enhance the flow of foot traffic and provide a seamless entry experience



Efficiency

We do as much as we possibly can with the given time and resources available to us. This ensures that we maximize our productivity and the ability to satisfy our customers.

However, our elevator arrival time is between 12 weeks upon initial payment. Site installation shall be between 4-5 weeks of arrival to site. On this note, the client shall provide electricity upon the arrival of the elevator for installation to commence.

Quality


All our work is completed to a high standard, as we know that this will secure our long-term sustainability



**COMMERCIAL
ELEVATOR**




ESCALATOR



DUMBWAITER



AUTOMATED GATE



**HOME
ELEVATOR**



**ELECTRONIC DOOR
LOCK SYSTEM**



**AUTOMATED
REVOLVING DOOR**



AUTOMATED DOOR



**CARGO
ELEVATOR**



SCISSORS LIFT



CAR PARKING LIFT



S A M P L E S O F W H A T W E D O ?

*Our elevators comes
with
1 year free maintenance
services*



PROJECT COMPLETED

SPRCIFICATION	LOCATION
G+3	ALAKIJA
G+3	EKITI
G+2	VICTORIA ISLAND, LAGOS
G+4	IKOYI, LAGOS
G+5	AGUNGI, LAGOS
G+5	LEKKI, LAGOS
G+3	BENIN,LAGOS
G+4	DEDEOLU ESTATE VI, LAGOS
G+2	OBARON GRA, ILORIN
G+4	WUYE, ABUJA




CABIN DESIGN



JOSETWORKS ELEVATOR

- FLOOR**
- COATING**
- CEILING**

- Coating**
Decorative Embossing
- Ceiling**
Stainless Steel Laser Cut
- Floor**
Natural Granite
- Accessory**
Double Handrail Stainless Steel
- Mirror**
Full Size
- Handrail**
Stainless Steel



JOSETWORKS ELEVATOR

- FLOOR**
- COATING**
- CEILING**

- Coating**
Decorative Gold Stainless
- Ceiling**
Gold Stainless Steel Laser Cut
- Floor**
Natural Granite
- Accessory**
Gold Stainless Steel
- Handrail**
Double Handrail Stainless Steel
- Mirror**
Full Size



JOSETWORKS ELEVATOR

- FLOOR**
- COATING**
- CEILING**

- Coating**
Processed Membrane
- Ceiling**
Stainless Steel Laser Cut
- Floor**
Granite
- Accessory**
Stainless Steel
- Handrail**
Double Handrail Row Stainless Steel
- Mirror**
Full Size



JOSETWORKS ELEVATOR

- FLOOR**
- COATING**
- CEILING**

- Coating**
Glass Coating
- Ceiling**
Gold Stainless Laser Cut
- Floor**
Glass Coating
- Accessory**
Stainless Steel
- Handrail**
Single Handrail Gold Stainless
- Mirror**
Full Size



JOSETWORKS ELEVATOR

- FLOOR**
- COATING**
- CEILING**

- Coating**
PVC
- Ceiling**
Stainless Steel Laser Cut
- Floor**
Granite
- Accessory**
Stainless Steel
- Handrail**
Double Handrail Stainless Steel
- Mirror**
Full Size




JOSETWORKS ELEVATOR


- FLOOR**
- CEILING**

- Coating**
Panoramic Laminated Glass 8mm
- Ceiling**
Stainless Steel Laser Cut
- Floor**
Natural Granite
- Accessory**
Stainless Steel
- Handrail**
Twisted Special Handrail


Floor Coating



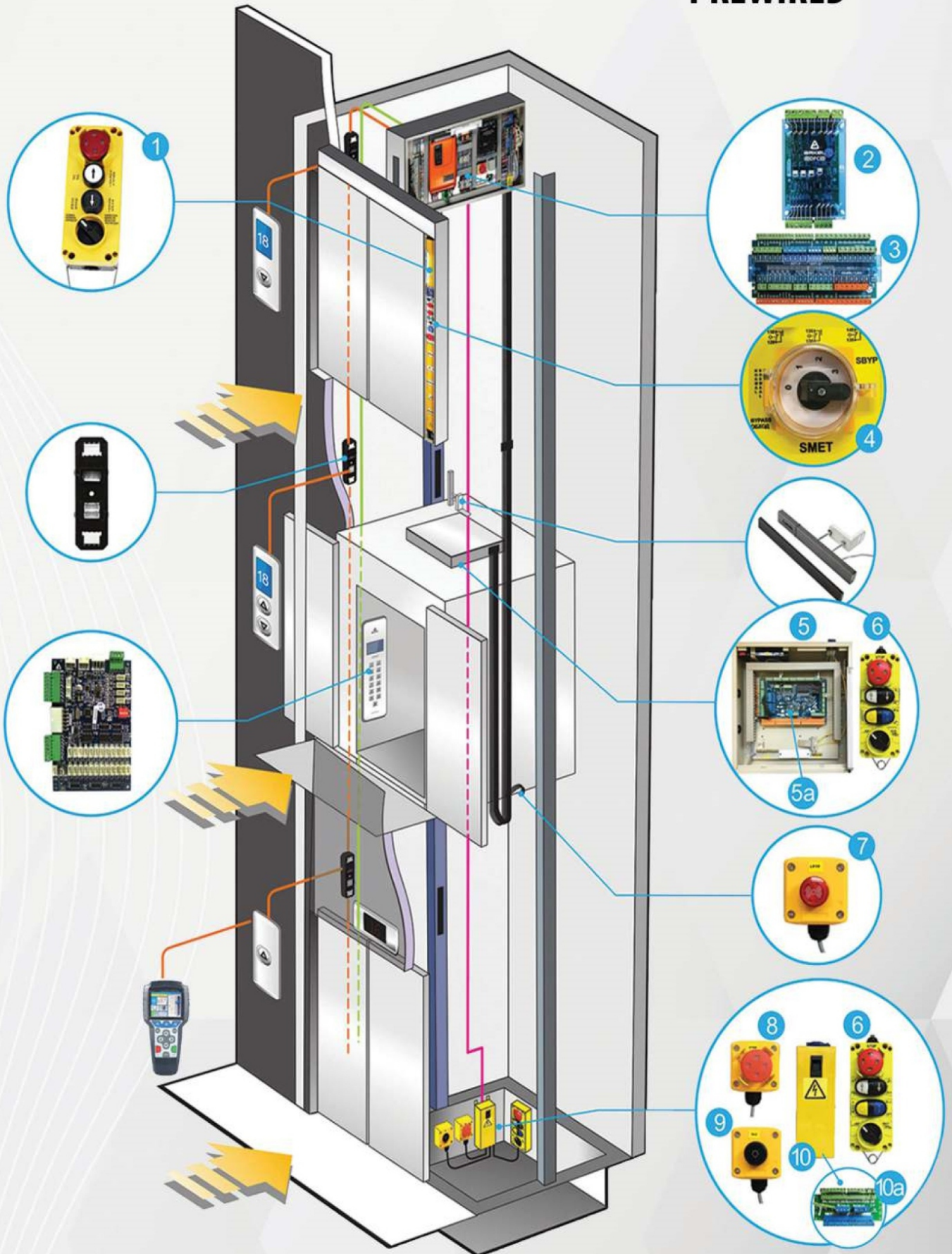
Panel Coating

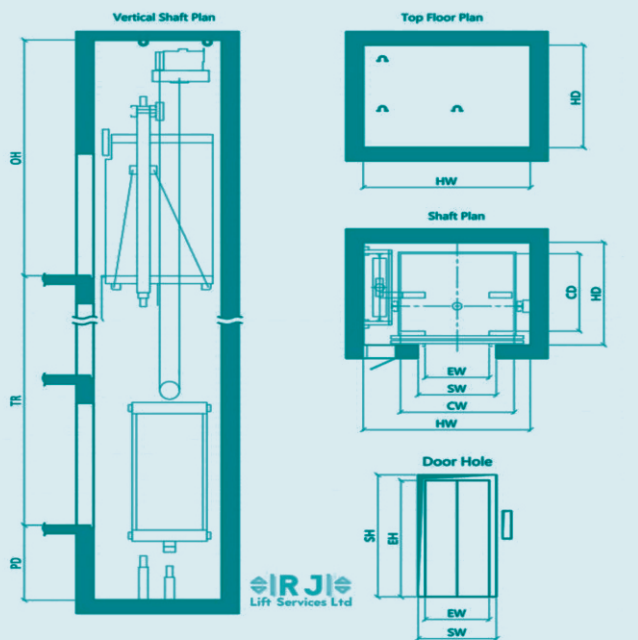


Ceiling Models

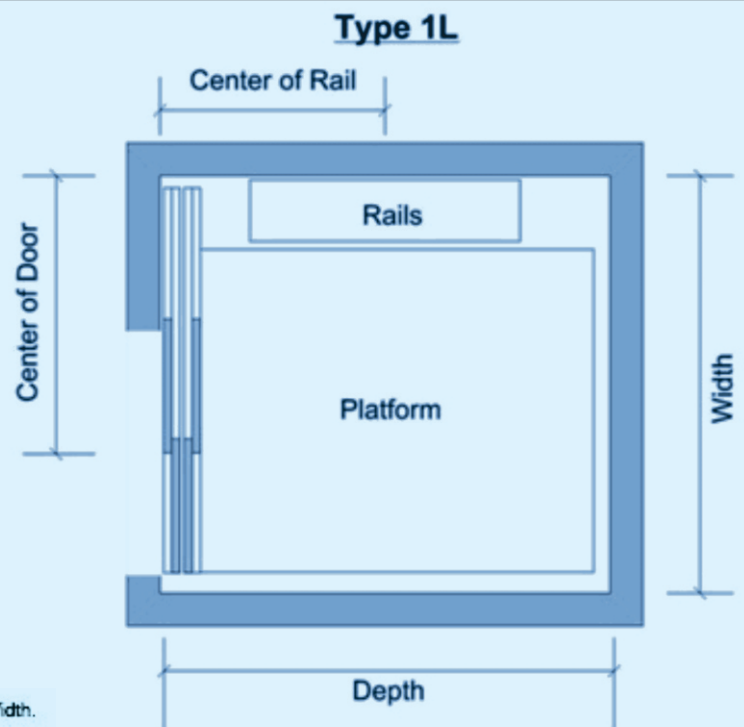


PREWIRED





CW = Car Width. CD = Car Depth. DO = Door Opening. SW = Shaft Width.
SD = Shaft Depth. Q = Rated Load.



STANDARD FEATURES OF ELEVATOR

Landing Call Button	Parking Floor Selection
Cabin Call Button	Anti-Nuisance Features
Fire Emergency Alarm button	Levelling Sensor Detection
Full Height Light Curtian with Multiple Light Beams	Automatic Doors with Full Safety Curtian
Battery Operated Emergency Car Light	Phase Failure And Phase Reversal Protection
Intercom two ways	Motor Overheat Protection
Fault Data Recording	Stuck Button Check
Night Security Floor	

OPTIONAL FEATURES

Access Control	Relevelling Features
Voice Announcer system	LCD TFT Display
CCTV	Parking Switch
Second COP (Masters)	Smart Call Allocation Based on Load
VIP Service	Attendance and Independent Operation
Fingerprint Sensor for Landing Door call	Arrival Gong, Hall Lantern
Door Nudging	Advance Door Openning
COP Lock System	



JOSET WORKS
A smart solution for comfort

Email: josetworks@gmail.com

Web: www.josetworks.com

Tel: (+234) 814 682 1976

(+234) 807 474 0050